Inductive sensor
Ni20-CP40-VN4X2

Industrial Automation

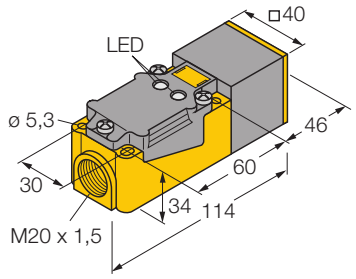

- **rectangular, height 40 mm**
- **variable orientation of active face in 9 directions**
- **Plastic, PBT-GF30-V0**
- **4-wire DC, 10…65 VDC**
- **change-over, npn output**
- **Terminal chamber**

Wiring diagram

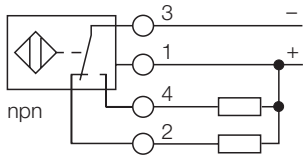

Type	Ni20-CP40-VN4X2
Ident-No.	15791
Rated operating distance Sn	20 mm
Mounting condition	non-flush
Assured sensing range	(0,81 x Sn) mm
Correction factors	St37 = 1, V2A ~ 0.7, Ms ~ 0.4, Al ~ 0.3
Repeatability	2 %
Temperature drift	± 10 %
Hysteresis	3… 15 %
Ambient temperature	-25…+ 70 °C
Operating voltage	10… 65VDC
Residual ripple	10 % U_{ss}
DC rated operational current	200 mA
No-load current I_0	15 mA
Residual current	0.1 mA
Rated insulation voltage	0.5 kV
Short-circuit protection	yes / cyclic
Voltage drop at I_e	1.8V
Wire breakage / Reverse polarity protection	yes / complete
Output function	4-wire, change-over, npn
Switching frequency	0.15 kHz
Housing	rectangular, CP40
Dimensions	114 x 40 x 40 mm variable orientation of active face in 9 directions
Housing material	plastic, PBT-GF30-V0, black
Material active face	plastic, PBT-GF30-V0, yellow
Connection	Terminal chamber
Clamping ability	2.5mm^2
Vibration resistance	55 Hz (1 mm)
Shock resistance	30g (11 ms)
Degree of protection	IP67
Operating voltage display	LED green
Display switch state	LED yellow

Functional principle

Inductive sensors are designed for wear-free and non-contact detection of metal objects. For this purpose they use a high-frequency electro-magnetic AC field that interacts with the target. Conserning inductive sensors, this field is generated by an LC resonant circuit with a ferrite core coil.

• Edition: • 08.11.2008

Casp System Sp. Z o.o., Puszkina 2, 43-603 Jaworzno, Polska, www.casp.pl, e-mail: biuro@casp.pl, tel/fax: +48 32 614 09 17

Inductive sensor
Ni20-CP40-VN4X2

Mounting instructions	minimum distances
Distance D	3 x B
Distance W	3 x Sn
Distance S	1,5 x B
Distance G	6 x Sn
Distance N	0,5 x B

Width of the active face B	40 mm

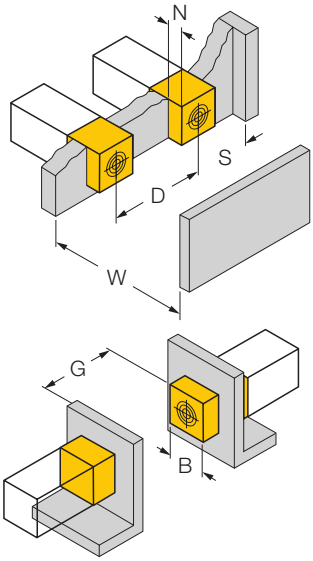

• Edition: • 08.11.2008

Industrial Automation

Accessories

Type code	Ident-No.	Short text	Dimension drawing
STRM M20X1,5 SCHWARZ	6965902	cable glands M20 x 1,5	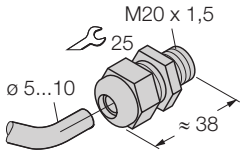
JS 025/037	69429	mounting rail; material: VA 1.4301	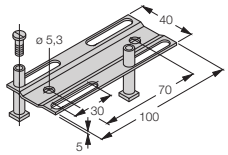
BSS-CP40	6901318	fixing clamp; material: polypropylene	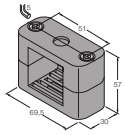

• Edition: • 08.11.2008