Inductive sensor
Ni15-M30-AD4X-H1141

TURCK
Industrial Automation

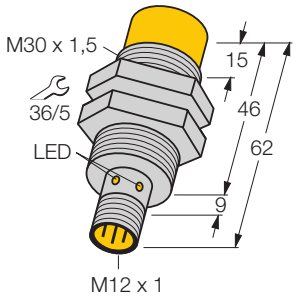

- **threaded barrel, M30 x 1.5**
- **Chrome-plated brass**
- **2-wire DC, 10…65 VDC**
- **normally open**
- **connector M12 x 1**

Wiring diagram

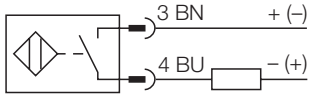

Functional principle

Inductive sensors are designed for wear-free and non-contact detection of metal objects. For this purpose they use a high-frequency electro-magnetic AC field that interacts with the target. Conserning inductive sensors, this field is generated by an LC resonant circuit with a ferrite core coil.

Type	Ni15-M30-AD4X-H1141
Ident-No.	44177
Rated operating distance Sn	15 mm
Mounting condition	non-flush
Assured sensing range	(0,81 x Sn) mm
Correction factors	St37 = 1, V2A ~ 0.7, Ms ~ 0.4, Al ~ 0.3
Repeatability	2 %
Temperature drift	± 10 %
Hysteresis	1… 15 %
Ambient temperature	-25…+ 70 °C
Operating voltage	10… 65VDC
Residual ripple	10 % U_{ss}
DC rated operational current	100 mA
Residual current	0.6 mA
Rated insulation voltage	0.5 kV
Short-circuit protection	yes / cyclic
Voltage drop at I_e	5V
Output function	2-wire, normally open
Smallest operating current I_m	≥ 3 mA
Switching frequency	0.2 kHz
Housing	threaded barrel, M30 x 1.5
Dimensions	62 mm
Housing material	metal, CuZn, chrome-plated
Material active face	plastic, PA12-GF30
Tightening torque of housing nut	75 Nm
Connection	connectors, M12 x 1
Vibration resistance	55 Hz (1 mm)
Shock resistance	30g (11 ms)
Degree of protection	IP67
Display switch state	LED yellow

• Edition: • 08.11.2008

Inductive sensor
Ni15-M30-AD4X-H1141

Mounting instructions	minimum distances
Distance D	3 x B
Distance W	3 x Sn
Distance T	3 x B
Distance S	1,5 x B
Distance G	6 x Sn
Distance N	20 mm

Diameter of the active area B	Ø 30 mm

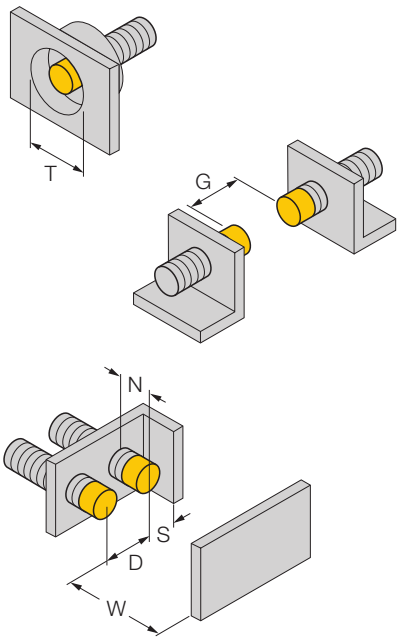

• Edition: • 08.11.2008

Inductive sensor
Ni15-M30-AD4X-H1141

Industrial Automation

Accessories

Type code	Ident-No.	Short text	Dimension drawing
BST-30B	6947216	fixing clamp with dead-stop; material: PA6	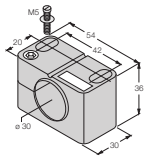
QM-30	6945103	quick-mount fixing clamp with dead-stop; material: chrome-plated brass male thread M36 x 1.5. Note: The switching distance of proximity switches can be reduced by the use of quick mounting brackets.	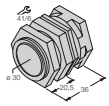
MW-30	6945005	mounting bracket; material: stainless steel A2 1.4301 (AISI 304)	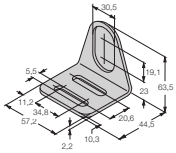
BSS-30	6901319	fixing clamp; material: polypropylene	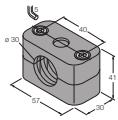

• Edition: • 08.11.2008