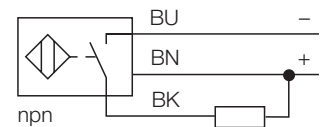


- rectangular, height 20mm
- top active face
- Plastic, PBT-GF30-V0
- factor 1 for all metals
- magnetic field immune
- extended temperature range
- high switching frequency
- 3-wire DC, 10...30 VDC
- normally open npn output
- cable connection

Wiring diagram



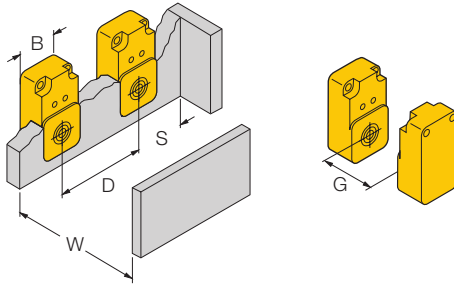
Functional principle

Inductive sensors are designed for wear-free and non-contact detection of metal objects. Due to a ferrite-less 3-coil system, uprox factor 1 sensors have distinct advantages. They detect all metals at the same switching distance, are magnetic field immune and feature large switching distances.

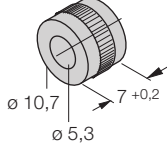
Type	Bi15U-Q20-AN6X2
Ident-No.	1608810
Rated operating distance Sn	15 mm
Mounting condition	flush
Assured sensing range	(0,81 x Sn) mm
Repeatability	2 %
Temperature drift	± 10 %
Hysteresis	3... 15 %
Ambient temperature	-30...+ 85 °C
Operating voltage	10... 30VDC
Residual ripple	10 % U _{SS}
DC rated operational current	200 mA
No-load current I ₀	15 mA
Residual current	0.1 mA
Rated insulation voltage	0.5 kV
Short-circuit protection	yes / cyclic
Voltage drop at I _e	1.8V
Wire breakage / Reverse polarity protection	yes / complete
Output function	3-wire, normally open, npn
Insulation class	
Switching frequency	0.25 kHz
Housing	rectangular, Q20
Dimensions	68 x 40 x 20 mm
Housing material	plastic, PBT-GF30-V0
Material active face	plastic, PBT-GF30-V0
Connection	cable
Cable quality	Ø 5.2, LifYY-11Y, PUR, 2 m
Cable cross section:	3 x 0.34mm ²
Vibration resistance	55 Hz (1 mm)
Shock resistance	30g (11 ms)
Degree of protection	IP67
Operating voltage display	LED green
Display switch state	LED yellow

Mounting instructions	minimum distances
Distance D	1,5 x B
Distance W	3 x Sn
Distance S	1 x B
Distance G	6 x Sn

Width of the active face B	40 mm
-----------------------------------	-------



Accessories

Type code	Ident-No.	Short text	Dimension drawing
MH-Q20	6950010	for mounting with active face downwards	
MW-Q14/Q20	6945006	mounting bracket; material VA 1.4301	