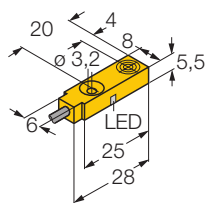


Inductive sensor Ni3,5-Q5,5-AN6X

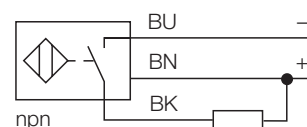
TURCK

Industrial
Automation



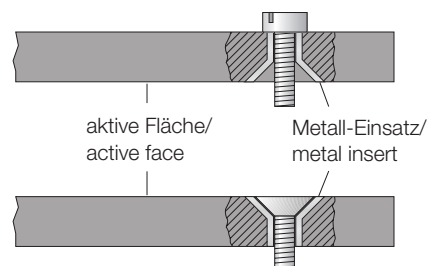
- rectangular, height 5.5mm
- top active face
- plastic, PP
- 3-wire DC, 10...30 VDC
- normally open npn output
- cable connection

Wiring diagram



Functional principle

Inductive sensors are designed for wear-free and non-contact detection of metal objects. For this purpose they use a high-frequency electro-magnetic AC field that interacts with the target. Concerning inductive sensors, this field is generated by an LC resonant circuit with a ferrite core coil.



Type	Ni3,5-Q5,5-AN6X
Ident-No.	4613610
Rated operating distance Sn	3.5 mm
Mounting condition	non-flush
Assured sensing range	(0,81 x Sn) mm
Correction factors	St37 = 1, V2A ~ 0.7, Ms ~ 0.4, Al ~ 0.3
Repeatability	2 %
Temperature drift	± 10 %
Hysteresis	3... 15 %
Ambient temperature	-25...+ 70 °C
Operating voltage	10... 30VDC
Residual ripple	10 % U _{SS}
DC rated operational current	150 mA
No-load current I ₀	15 mA
Residual current	0.1 mA
Rated insulation voltage	0.5 kV
Short-circuit protection	yes / cyclic
Voltage drop at I _e	1.8V
Wire breakage / Reverse polarity protection	yes / complete
Output function	3-wire, normally open, npn
Switching frequency	2 kHz
Housing	rectangular, Q5.5
Dimensions	28 x 8 x 5.5 mm
Housing material	plastic, PP-GF20
Material active face	plastic, PP-GF20
Connection	cable
Cable quality	Ø 3, LiYY-11Y, PUR, 2 m
Cable cross section:	3 x 0.14mm ²
Vibration resistance	55 Hz (1 mm)
Shock resistance	30g (11 ms)
Degree of protection	IP67
Display switch state	LED yellow

Inductive sensor
Ni3,5-Q5,5-AN6X

Mounting instructions	minimum distances
Distance D	3 x B
Distance W	3 x Sn
Distance S	1,5 x B
Distance G	6 x Sn
Distance N	2 x Sn
Distance A	1 x Sn
Distance C	2 x Sn

Width of the active face B	8 mm
-----------------------------------	------

