

Proximity Switches Accessories

Connectors

Selection and Ordering data

Fig.	Type ¹⁾	Cable ²⁾	Length m	Color	Order No.	
8 mm cable plugs for snap-on mounting, degree of protection IP6						
Fig. 1 	3-pole, 3	0.34 mm ²				
	1	A	PUR	5	Black	3RX8 000-0BH32-1AF0
	1	A	PUR	10	Black	3RX8 000-0BH32-1AL0
Fig. 2 	4-pole, 4	0.34 mm ²				
	1	B	PUR	5	Black	3RX8 000-0BH42-1AF0
	1	B	PUR	10	Black	3RX8 000-0BH42-1AL0
8 mm angular cable plugs for snap-on mounting, degree of protection IP65						
Fig. 3 	4-pole, 4	0.34 mm ²				
	2	A	PUR	5	Black	3RX8 000-0BJ32-1AF0
	2	A	PUR	10	Black	3RX8 000-0BJ32-1AL0
Fig. 4 	3-pole, 3	0.34 mm ² ; with 2 LEDs for pnp proximity switches				
	2	B	PUR	5	Black	3RX8 000-0BJ42-1AF0
	2	B	PUR	10	Black	3RX8 000-0BJ42-1AL0
Fig. 5 	3-pole, 3	0.34 mm ² ; with 2 LEDs for pnp proximity switches				
	3	C	PUR	5	Black/ clear	3RX8 000-0BJ34-1AF0
	3	C	PUR	10	Black/ clear	3RX8 000-0BJ34-1AL0
M8 cable plugs for screw mounting, degree of protection IP67						
Fig. 6 	3-pole, 3	0.34 mm ²				
	4	A	PUR	5	Black	3RX8 000-0BB32-1AF0
	4	A	PUR	10	Black	3RX8 000-0BB32-1AL0
Fig. 7 	4-pole, 4	4 x 0.34 mm ²				
	4	B	PUR	5	Black	3RX8 000-0BB42-1AF0
	4	B	PUR	10	Black	3RX8 000-0BB42-1AL0
Fig. 8 	4-pole, 4	4 x 0.34 mm ²				
	5	B	PUR	5	Black	3RX8 000-0BB45
Fig. 9 	4-pole, 4	4 x 0.34 mm ²				
	6	B	PUR	5	Black	3RX8 000-0BB47
M8 angular cable plugs for screw mounting, degree of protection IP67						
Fig. 10 	3-pole, 3	3 x 0.34 mm ²				
	7	A	PUR	5	Black	3RX8 000-0BC32-1AF0
	7	A	PUR	10	Black	3RX8 000-0BC32-1AL0
Fig. 11 	3-pole, 3	3 x 0.34 mm ² ; with 2 LEDs				
	8	A	PUR	5	Black	3RX8 000-0BC35
Fig. 12 	3-pole, 3	3 x 0.34 mm ² ; with 2 LEDs				
	9	C	PUR	5 (pnp)	Black	3RX8 000-0BC34-1AF0
	9	C	PUR	10	Black	3RX8 000-0BC34-1AL0
Fig. 13 	3-pole, 3	3 x 0.34 mm ² ; with 2 LEDs				
	9	D	PUR	5 (npn)	Black	3RX8 000-0BC30-1AF0
	9	D	PUR	10	Black	3RX8 000-0BC30-1AL0
Fig. 14 	4-pole, 4	4 x 0.34 mm ²				
	7	B	PUR	5	Black	3RX8 000-0BC42-1AF0
	7	B	PUR	10	Black	3RX8 000-0BC42-1AL0
Fig. 15 	4-pole, 4	4 x 0.34 mm ²				
	8	B	PUR	5	Black	3RX8 000-0BC45

Cable plugs with special lengths available as options:
 • Minimum order quantity: 50 units
 • Delivery time on request.
 • Extra charge per m.

¹⁾ For terminal assignment, see page 2/253.

²⁾ PUR cables suitable for trailing.

B: Subject to export regulations: AL = N and ECCN = EAR99

Fig.	Type ¹⁾	Cable ²⁾	Length m	Color	Approvals	Order No.	
M12 cable plugs for screw mounting, degree of protection IP67							
3-pole, 3 × 0.34 mm ²							
	10	E	PUR	5	Black	UL, CSA	3RX8 000-0CB32-1AF0
	10	E	PUR	10	Black	UL, CSA	3RX8 000-0CB32-1AL0
	11	E	PUR, shielded	2	Black		3RX8 000-0CB32-1GC0
	11	E	PUR, shielded	10	Black		3RX8 000-0CB32-1GL0
4-pole, 4 × 0.34 mm ²							
	10	F	PUR	5	Black	UL, CSA	3RX8 000-0CB42-1AF0
	10	F	PUR	10	Black	UL, CSA	3RX8 000-0CB42-1AL0
	12	F	Coupling plug with terminal compartment, pre-assembly possible		Black		3RX8 000-0CB45
	13	F	Coupling plug with quick-connection technology		Black	UL	3RX8 000-0CB47
5-pole, 5 × 0.34 mm ²							
	10	G	PUR	5	Black	UL, CSA	3RX8 000-0CB52-1AF0
	10	G	PUR	10	Black	UL, CSA	3RX8 000-0CB52-1AL0
	11	G	PUR, shielded	5	Black		3RX8 000-0CB52-1GF0
	11	G	PUR, shielded	10	Black		3RX8 000-0CB52-1GL0
	12	G	Coupling plug with terminal compartment, preassemble possible		Black		3RX8 000-0CB55
8-pole, 8 × 0.25 mm ²							
	11	O	PUR, shielded	5	Black		3RX8 000-0CB81-1GF0

Cable plugs with special lengths available as options:

- Minimum order quantity: 50 units
- Delivery time on request.
- Extra charge per m.

1) For terminal assignment, see page 2/253.

2) PUR cables suitable for trailing.

Proximity Switches Accessories

Connectors

Fig.	Type ¹⁾	Cable ²⁾	Length m	Color	Approvals	Order No.
M12 angular cable plugs for screw mounting, degree of protection IP67						
3-pole, 3 × 0.34 mm ² ,						
Fig. 14	E	PUR	5	Black	UL, CSA	A 3RX8 000-0CC32-1AF0
	E	PUR	10	Black	UL, CSA	3RX8 000-0CC32-1AL0
	E	PVC	5	Black		3RX8 000-0CC32-1BF0
	E	PVC	10	Black		3RX8 000-0CC32-1BL0
3-pole, 3 × 0.34 mm ² , with LEDs for pnp proximity switches, NO contact only ³⁾						
Fig. 15	H	PUR	5	Black		3RX8 000-0CC34-1AF0
	H	PUR	10	Black		3RX8 000-0CC34-1AL0
	H	PVC	5	Orange		3RX8 000-0CC34-1BF0
	H	PVC	10	Orange		3RX8 000-0CC34-1BL0
Fig. 16	H	Coupling plug with terminal compartment, pre-assembly possible				3RX8 000-0CC36
3-pole, 3 × 0.34 mm ² , with LEDs for pnp proximity switches, NO or NC ³⁾						
	J	PUR	5	Black		3RX8 000-0CC38-1AF0
	J	PUR	10	Black		3RX8 000-0CC38-1AL0
4-pole, 4 × 0.34 mm ²						
	F	PUR	5	Black	UL, CSA	3RX8 000-0CC42-1AF0
	F	PUR	10	Black	UL, CSA	3RX8 000-0CC42-1AL0
	F	Coupling plug with terminal compartment, preassembly possible		Black		3RX8 000-0CC45
4-pole, 4 × 0.34 mm ² , mit LEDs ³⁾						
	K	PUR	5	Black	UL, CSA	3RX8 000-0CC44-1AF0
	K	PUR	10	Black	UL, CSA	3RX8 000-0CC44-1AL0
	K	With terminal compartment, transparent for LEDs		clear		3RX8 000-0CC46
LED insert for angular cable plug, transparent						
						3RX8 000-0CA06
5-pole, 5 × 0.34 mm ²						
	G	PUR	5	Black		3RX8 000-0CC52-1AF0
	G	PUR	10	Black		3RX8 000-0CC52-1AL0
	G	Coupling plug with terminal compartment, preassembly possible		Black		3RX8 000-0CC55
M18 angular cable plugs for screw-type mounting, degree of protection IP65, 4-pole						
	F	Preassembly possible, with terminal compartment		Black		3RX8 000-0DC45

Cable plugs with special lengths available as options:

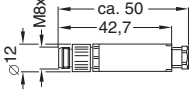
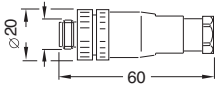
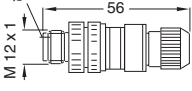
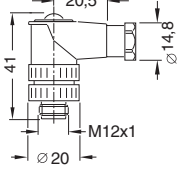
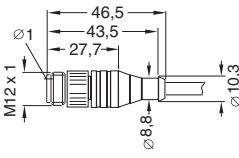
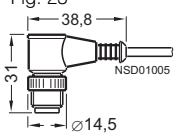
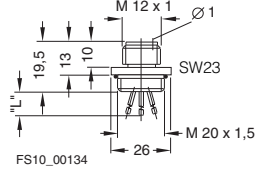
- Minimum order quantity: 50 units
- Delivery time on request.
- Extra charge per m.

1) For terminal assignment, see page 2/253.

2) PUR cables suitable for trailing.

3) Only limited use of sonar proximity switches.

A: Subject to export regulations: AL = N and ECCN = EAR99H

Fig.	Type ¹⁾	Cable ²⁾	Length m	Color	Approvals	Order No.
Fig. 18	M8 coupling plugs, degree of protection IP67					
For extension cable (metal union nut) with screw-type connection						
	18	3-pole	–	Black		3RX8 000-0BD37
	18	4-pole	–	Black		3RX8 000-0BD47
Fig. 19	M12 coupling plugs, degree of protection IP67					
for extension cable (metal union nut) with terminal compartment, screw-type terminal max. 0.75 mm ² cable gland max. 6 mm						
	19	L	4-pole	–	Black	3RX8 000-0CD45
	19	M	5-pole	–	Black	3RX8 000-0CD55
	20	L	4-pole	Quick connection method	Black UL	3RX8 000-0CD47
Fig. 20	M12 angled coupling plug, degree of protection IP67					
for extension cable (metal union nut) with terminal compartment, screw-type terminal max. 0.75 mm ² cable gland max. 6 mm						
	21	L	4-pole	–	Black	3RX8 000-0CE45
	21	M	5-pole	–	Black	3RX8 000-0CE55
Fig. 21	For AS-Interface, degree of protection IP67					
M12 cable plugs						
4 x 0.34 mm ² (union nut of metal)						
	22	L	PUR	5	Black UL, CSA	3RX8 000-0CD42-1AF0
	22	L	PUR	10	Black UL, CSA	3RX8 000-0CD42-1AL0
Fig. 22	M12 angular cable plug					
4 x 0.34 mm ² (union nut of metal)						
	23	L	PUR	5	Black	3RX8 000-0CE42-1AF0
	23	L	PUR	10	Black	3RX8 000-0CE42-1AL0
Fig. 23	Flush-type M12 connector					
Adapter with single cores, 4-pole with single cores						
	24	• Twistable	0.5			3RX8 000-OCA40-1JA5
	24	• Not twistable	0.2			3RX8 000-OCA40-1JA2
Fig. 24	Flush-type M12 connector					
Adapter with single cores, 4-pole with single cores						
	24	• Twistable	0.5			3RX8 000-OCA40-1JA5
	24	• Not twistable	0.2			3RX8 000-OCA40-1JA2

Cable plugs with special lengths available as options:

- Minimum order quantity: 50 units
- Delivery time on request.
- Extra charge per m.

1) For terminal assignment, see page 2/253.

2) PUR cables suitable for trailing.

Proximity Switches Accessories

Connectors

Design	Type ¹⁾	Conductor cross-section/ color	Length m	Order No.
	Cable with M12 socket and M12 plug Connection to 3RX8 000-OJA0 distributor (metal union nut), PUR cable Caution: Only terminal 4 (NO) is connected.	3 × 0.34 mm ² , black	0.6	3RX8 000-0GF32-1AA6 3RX8 000-0GF32-1AB0 3RX8 000-0GF32-1AB5
			1	
			1.5	
	Cable with M8 socket and M12 plug Connection to 3RX8 000-OJA0 distributor (metal union nut), PUR cable Caution: Only terminal 4 (NO) is connected.	4 × 0.34 mm ² , black	0.6	3RX8 000-0GF42-1AA6 3RX8 000-0GF42-1AB0 3RX8 000-0GF42-1AB5
			1	
			1.5	
	Cable with M8 socket and M12 plug Connection to 3RX8 000-OJA0 distributor (metal union nut), PUR cable Caution: Only terminal 4 (NO) is connected.	3 × 0.34 mm ² , black	0.6	3RX8 000-0FF32-1AA6 3RX8 000-0FF32-1AB0 3RX8 000-0FF32-1AB5
			1	
			1.5	
	Cable with M8 socket and M8 plug, PUR cable	3 × 0.34 mm ² , black	1	3RX8 000-0EF32-1AB0 3RX8 000-0EF32-1AC0
			2	
	Cable with M8 angular socket and M8 plug, PUR cable	3 × 0.34 mm ² , black	1	3RX8 000-0EG32-1AB0 3RX8 000-0EG32-1AC0
			2	
	Cable, 20 m, black According to the number of cores, the cables can be used for all inductive proximity switches, sonar proximity switches and optical proximity switches.	3 × 0.34 mm ²	1	3RX8 000-0KA32-1AR0 3RX8 000-0KA42-1AR0 3RX8 000-0KA42-1GR0 3RX8 000-0JA20
			2	
			4	
			4	
	T-distributor, M12 plug connection For connection of thru-beam sensors to AS-Interface modules			

¹⁾For terminal assignment, see page 2/253.